

Briefing Update 05: Tropical Cyclones Judy & Kevin

NEOC, Port Vila Vanuatu

Date reported: 16 -17 March 2023



AGRICULTURE AND FOOD SECURITY-FSAC 15-16 Mar.2023



Bags of Rice
18Kg/HH

- 265 NUNGA ISLAND
- 85 PELE ISLAND
- 88 LELEPA ISLAND
- 105 MOSO ISLAND



70,776 Pkt
Vegetable seeds distributed



Total Household Reached 1,067

IFIRA ISLAND



264 Bag rice (18kg/HH)
264 Carton Tin Tuna
264 Carton Water
Staples Seeds/ HH

TAFEA OUTER ISLANDS-MV TIWI TRADER 16 Mar 2023



- 450
- 134
- 124
- 371

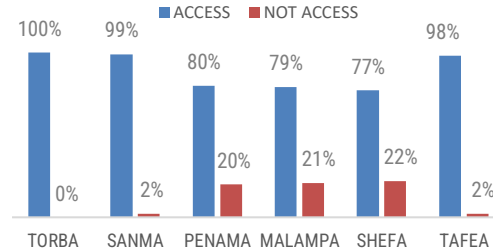


Bags of Rice
(18K/HH)

PHASE 1 IMMEDIATE – WEEK 1/2



TRANSPORT & INFRASTRUCTURE



Total Road Network: 2,906.20 km
Arterial Roads Accessible **89%**
Not Accessible **11%**



Total Airports: 27

Emergency services	Commercial service
81% Operational	67% Approved
19% Not-Operational	33% Unapproved



All ports (Wharfs and Jetties) are **OPERATIONAL**

ACTIVE EVACUATION CENTRES



2,284
PEOPLE



577
HOUSEHOLD

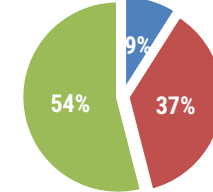


52
ACTIVE
EVACUATION
CENTRES



8
PEOPLE IN ACTIVE
HOST HOUSEHOLDS

% of Centres that have received Shelters/NFI distributions

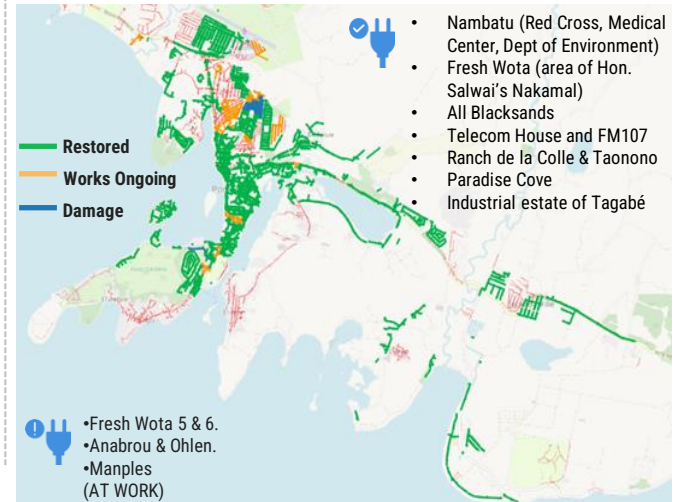


- To be assigned
- Tasked
- Completed



ENERGY RESTORATION-UNELCO

57% OF CUSTOMERS SUPPLIED WITH ELECTRICITY-PORT VILA



1. Data Source: FSAC Cluster report 6 (16 March 2023)
3. Data Source Energy Cluster : (16 March 2023)

2. Data Source: Transport & Infrastructure Cluster : SITREP #8 (15 March 2023)
4. Data Source: Evacuation Centres : Cluster report (17 March 2023)